



District Report Card: 2017


State: Assam	District: Hailakandi
Class: 8	Subject: Mathematics
Schools: 51	Students: 1085


Participation/Coverage


Students

<div>GENDER</div> <div></div>	Boys		Girls	
	Number	%	Number	%
	531	48.94	554	51.06

<div>AREA</div> <div></div>	Rural		Urban	
	Number	%	Number	%
	988	91.06	97	8.94

<div>CATEGORY</div> <div></div>	SC		ST		OBC		GEN	
	Number	%	Number	%	Number	%	Number	%
	191	17.60	27	2.49	161	14.84	706	65.07

<div>CWSN</div> <div></div>	LD	VI	HI	S&LD	ID	Oth
	2	0	2	0	0	1

<div>Management</div> <div></div>	Government		Government-aided	
	Number	%	Number	%
	968	89.22	117	10.78

Average Performance of Students in Mathematics (%)

Overall	Gender		Area		Management		Social Group			
	Male	Female	Rural	Urban	Govt.	Aided	SC	ST	OBC	GEN
61.62	62.49	60.79	63.39	43.57	62.36	55.56	58.12	58.52	56.15	63.94

Performance on Learning Outcomes (LOs)

Learning Outcomes	Description	Average Performance(%)
M601	Solves problems involving large numbers by applying appropriate operations	65.66
M606	Solves problems on daily life situations involving addition and subtraction of fractions / decimals	71.49
M620	Finds out the perimeter and area of rectangular objects in the surroundings like floor of the class room, surfaces of a chalk box etc.	63.80
M621	Arranges given/collected information in the form of table, pictograph and bar graph and interprets them	58.84
M702	Interprets the division and multiplication of fractions	61.38
M705	Solves problems related to daily life situations involving rational numbers	67.28
M706	Uses exponential form of numbers to simplify problems involving multiplication and division of large numbers	60.31
M707	Adds/subtracts algebraic expressions	78.06
M710	Solves problems related to conversion of percentage to fraction and decimal and vice versa	62.18
M717	Finds out approximate area of closed shapes by using unit square grid/graph sheet	30.72
M719	Finds various representative values for simple data from her/his daily life contexts like mean, median and mode	74.73
M721	Interprets data using bar graph	62.52
M801	Generalizes properties of addition, subtraction, multiplication and division of rational numbers through patterns	41.40
M802	Finds rational numbers between two given rational numbers	60.99
M803	Proves divisibility rules of 2, 3, 4, 5, 6, 9 and 11	68.07
M804	Finds squares, cubes, square roots and cube roots of numbers using different methods	65.59
M808	Uses various algebraic identities in solving problems of daily life	70.36
M812	Verifies properties of parallelogram and establishes the relationship between them through reasoning	49.84
M818	Finds surface area and volume of cuboidal and cylindrical object	35.43
M819	Draws and interprets bar charts and pie charts	59.26

Range of Performance of Students who Answered Correctly							
Below 30%		30% - 50%		50% - 75%		Above 75%	
Number	%	Number	%	Number	%	Number	%
133	12.26	197	18.16	419	38.62	336	30.97

Lowest Performing Learning Outcomes (LOs)

- 1 - Finds out approximate area of closed shapes by using unit square grid/graph sheet (30.72)
- 2 - Finds surface area and volume of cuboidal and cylindrical object (35.43)
- 3 - Generalizes properties of addition, subtraction, multiplication and division of rational numbers through patterns (41.40)

- 4 - Verifies properties of parallelogram and establishes the relationship between them through reasoning (49.84)
- 5 - Arranges given/collected information in the form of table, pictograph and bar graph and interprets them (58.84)